

Stampin' Up! NESTS OF WINTER

getcraftywithsally.com

Sally Poole – dannydog75@hotmail.com

Stampin' Up! Demonstrator - Albany Oregon

Cardstock measurements:

1 piece of BASIC WHITE cardstock cut at 5 ½" x 8 ½". Score at 4 ¼".

1 piece of BASIC BLACK cardstock cut at 4 1/8" X 5 3/8".

1 piece of GRAY GRANITE cardstock cut at 4" x 5 ¼".

1 piece of BASIC WHITE cardstock cut at 4" x 5 ¼". (Insert.)

1 piece of NESTS OF WINTER Designer Series Paper cut at 3 7/8" x 5 1/8".

1 scrap of GRAY GRANITE.

1 scrap of BASIC WHITE cardstock. (Sentiment.)

Other Supplies:

Stamp set: WINTERLY TREE TOPS.

Dies: RECTANGLED STITCHED.

Ink: VersaFine CLAIR ink.

DIMENSIONALS.

Adhesive.

Sally's Favorite Dies for Sentiments!

Layering Circles Framelits, Layering Ovals Framelits, Framelits Ovals Collection, Stitched Shapes, Stylish Shapes and Rectangle Stitched Framelits.

5 1/2" x 8 1/2"
SCORE AT 4 1/4"

4 1/8" x 5 3/8"

4" x 5 1/4"

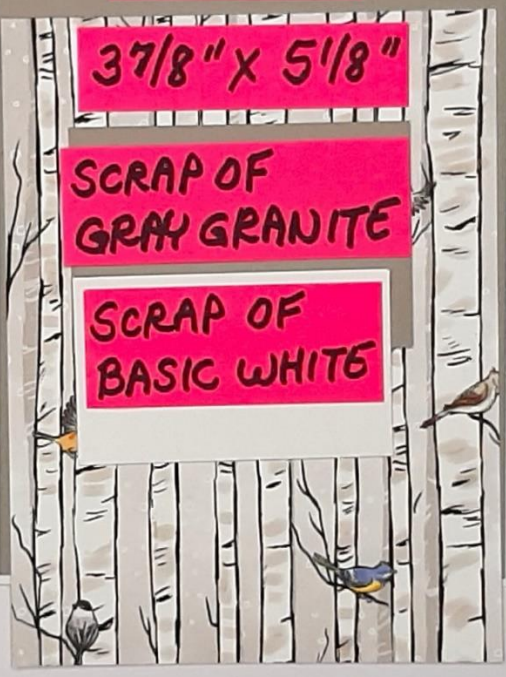
getcraftywithsally.com
Sally Poole
Images © Stampin' Up!

4" x 5 1/4"

3 7/8" x 5 1/8"

SCRAP OF
GRAY GRANITE

SCRAP OF
BASIC WHITE

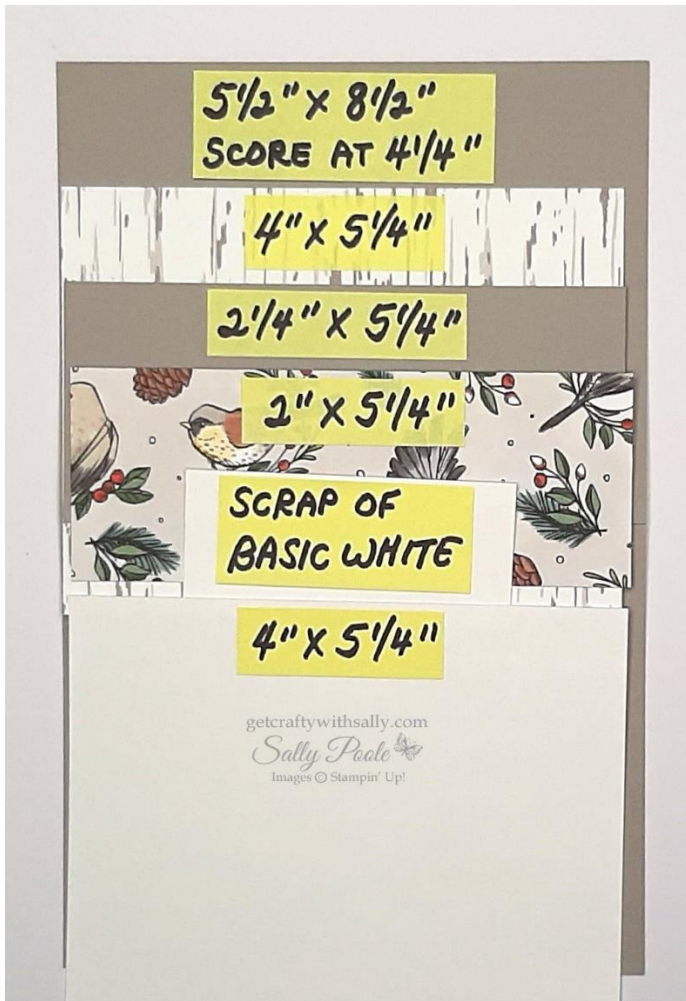


Sending
thanks
& much love



getcraftywithsally.com
Sally Poole
Images © Stampin' Up!

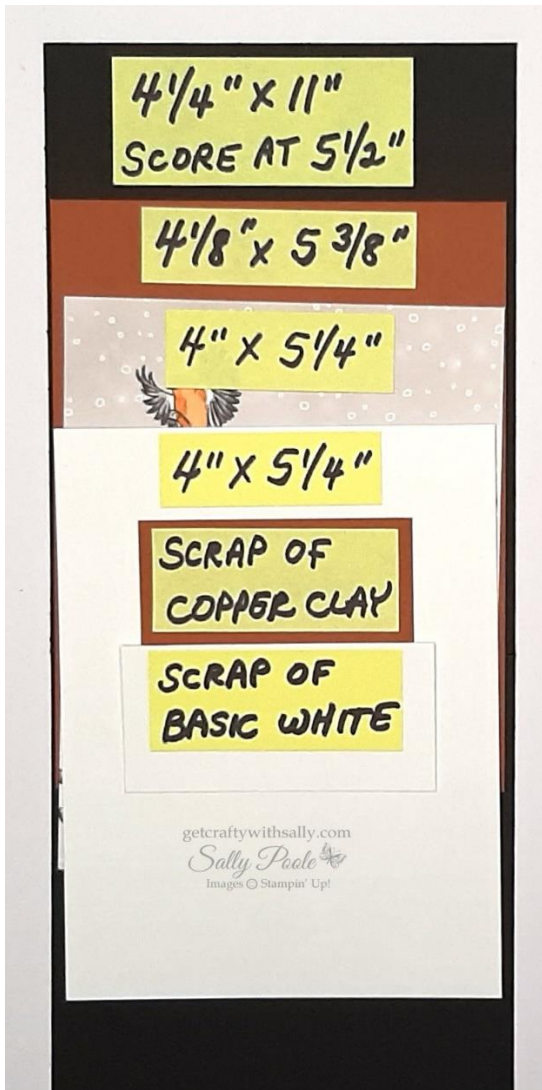
CARD 2:



GREETINGS OF THE SEASON Dies.

BAKER'S TWINE ESSENTIALS PACK.

CARD 3:



Stamp set: BEAUTY ABOUND

Dies: RECTANGLE STITCHED Dies.



Cardstock: BASIC BLACK and DAFFODIL DELIGHT.

Dies: LAYERING CIRCLES FRAMELITS.




Cardstock: GRAY GRANITE and BASIC BLACK.

Dies: LAYERING CIRCLES FRAMELITS.



Cardstock: BASIC BLACK and BLUEBERRY BUSHEL.

Dies: RECTANGLE STITCHED.



Cardstock: BASIC BLACK and BLUEBERRY BUSHEL.

Dies: RECTANGLE STITCHED.