

Stampin' Up! SENTIMENTAL CHRISTMAS

getcraftywithsally.com

Sally Poole – dannydog75@hotmail.com

Stampin' Up! Demonstrator - Albany Oregon

Cardstock measurements:

1 piece of BASIC WHITE cardstock cut at 5 ½" x 8 ½". Score at 4 ¼".

1 piece of PRETTY PEACOCK cut at 4 1/8" x 5 3/8".

1 piece of BASIC WHITE cardstock cut at 4" x 5 ¼".

1 piece of PRETTY PEACOCK cardstock cut at 1" x 3".

1 scrap of PRETTY PEACOCK cardstock.

1 die cut from SENTIMENTAL CHRISTMAS DSP.

1 scrap of BASIC WHITE cardstock. (Sentiment.)

Other Supplies:

MERRIEST TREES stamp set.

RECTANGLE STITCHED dies.

DECKLED CIRCLES dies.

PRETTY PEACOCK ink.

WHIMSICAL WOODLAND 3D Embossing Folder.

DAZZLING DIAMONDS.

CRINKLED SEAM BINDING ribbon. (Retired.)

Quickie Glue pen.

Adhesive.

5 1/2" x 8 1/2"

4 1/8" x 5 3/8"

4" x 5 1/4"

1" x 3"

SCRAP OF
PRETTY PEACOCK

SENTIMENTAL
CHRISTMAS DSP

SCRAP OF
BASIC WHITE

getcraftywithsally.com

Sally Poole 
Images © Stampin' Up!

getcraftywithsally.com

Sally Poole 
Images © Stampin' Up!




HOPING YOUR HOME IS FILLED WITH THE
Spirit of the Season

Deckled Circles

6th Largest

7th Largest



5 1/2" x 8 1/2"

4" x 5 1/4"


2 1/8" x 5"

2" x 4 7/8"

SCRAP OF
BASIC WHITE

SCRAP OF
SHADED SPRUCE

SENTIMENTAL
CHRISTMAS DSP




getcraftywithsally.com

Sally Poole
Images © Stampin' Up!



Greatest Part Of Christmas stamp set.
Winter Snow embossing folder. (Retired.)






Peaceful Season stamp set.

Stitched Shapes Squares

3rd Largest



Brown & white snowflake panel - 2 1/2" x 5.

Pecan Pie panel behind snowflake panel - 2 5/8" x 5.

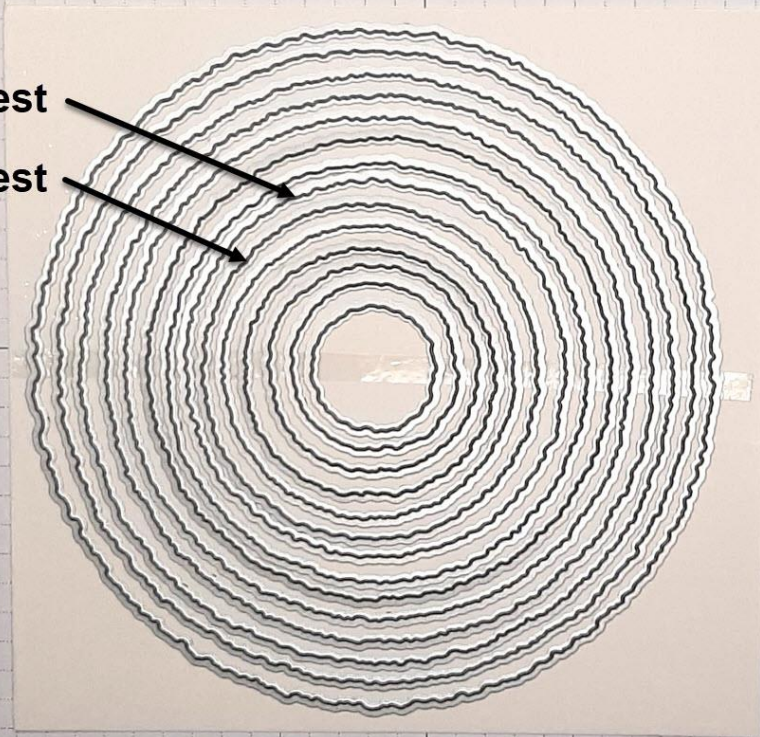
Adhesive-Backed Glitter Sequins.

5/8" ribbon. (Not Stampin' Up!)

Deckled Circles

8th Largest

9th Largest



Everything is the same as the Portrait layout of this card except the sentiment die.
Peaceful Season stamp set.

STYLISH SHAPES

2nd smallest

